


February 14, 2023

# EDUCATION

Digital Equity Outcome Area  
Working Group Meeting

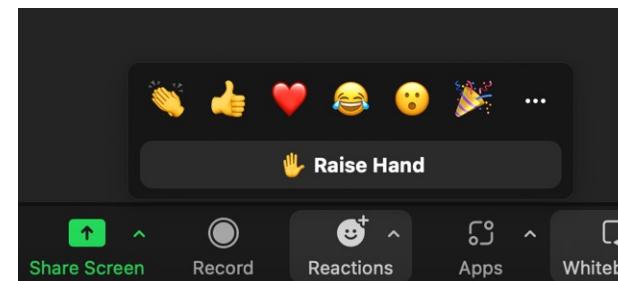
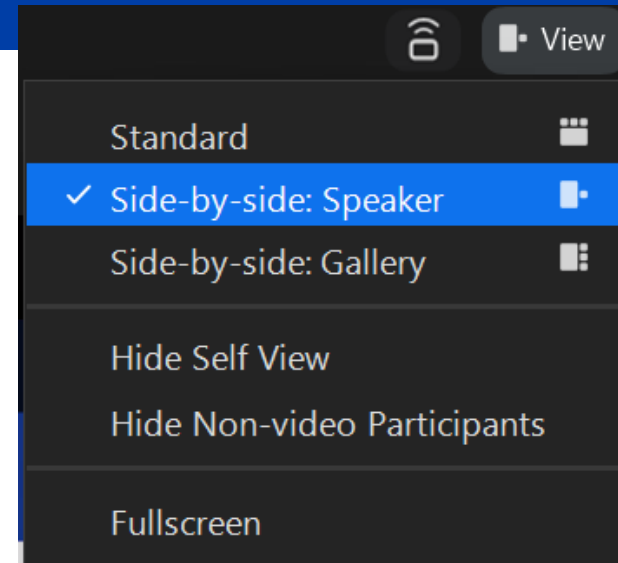


**BROADBAND  
FOR ALL**



# Housekeeping

1. **ASL Interpreters** are in the spotlight along with the speakers, please make sure to view in Side-by-Side: Speakers Mode when the presentation slides are shared.
2. **Closed Captions** English closed captions are available. Choose "CC closed caption" on your toolbar and select "show subtitle".
3. **Chat** We invite everyone to introduce themselves in the chat! Share your name, pronouns, organization/title, and where you are joining us from. You should also use the chat to drop questions for our speakers, our staff will be monitoring the chat.
4. **Reactions** Raise Hand features



# AGENDA



- Introduction to the State Digital Equity Planning (SDEP) Process
- What is Digital Equity and Why is it Important?
- Community and Lived Experiences
- Calls to Action
- Next Steps and Close



# Introduction to the State Digital Equity Planning (SDEP) Process

**Scott Adams**

Deputy Director of Broadband and Digital Literacy

**California Department of Technology**



**Access**



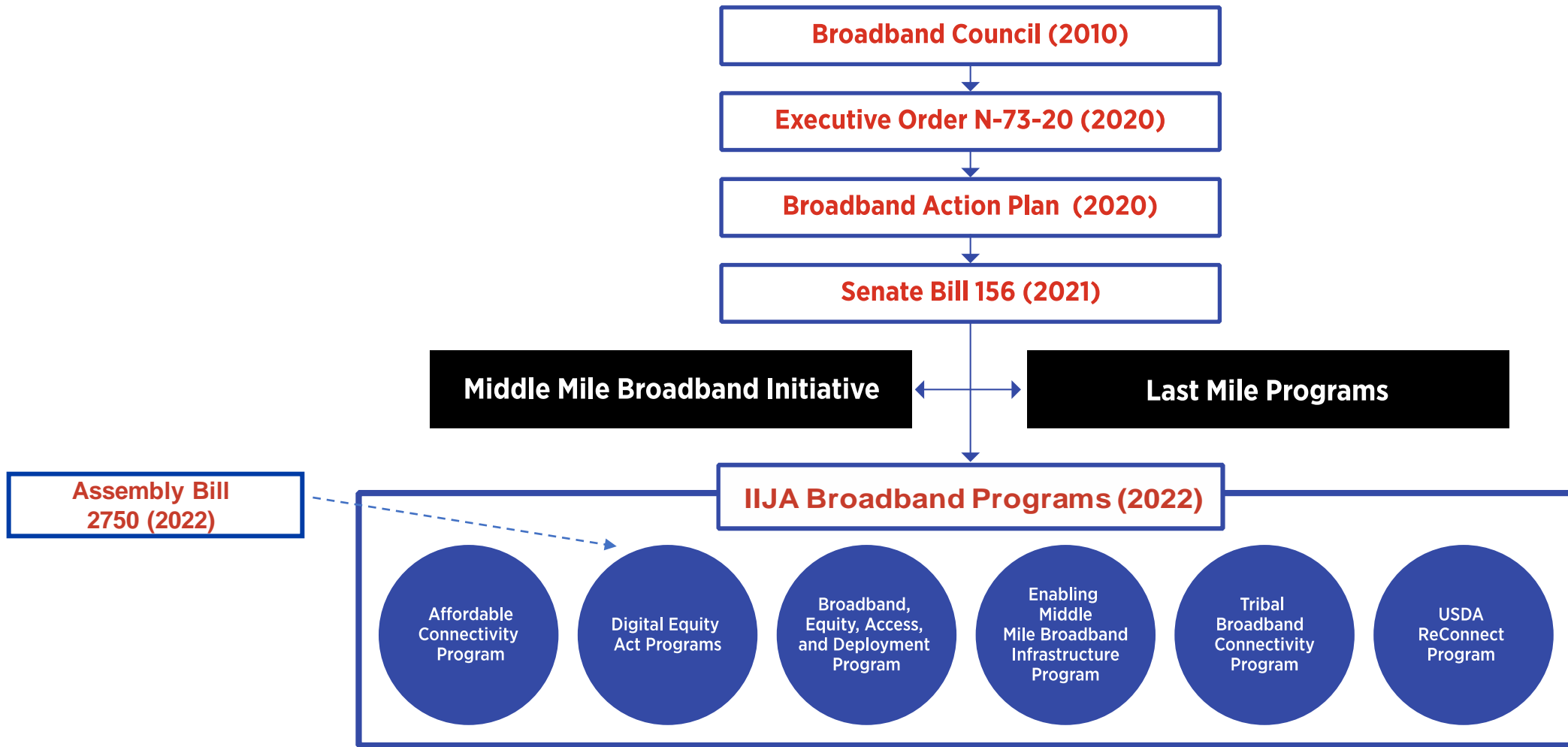
**Affordability**



**Adoption**



**Digital Literacy  
& Inclusion**



SDEP APPROACH

## Planning Components

**The State Digital Equity Planning (SDEP) process will consist of five components:**

- Statewide Planning Group (SPG)
- Outcome Area Working Groups
- California Digital Equity Survey(s)
- Regional - Local Outreach Events
- Statewide Public Engagement



SDEP APPROACH

# Six Outcome Area Working Groups

1

Education

2

Health

3

Digital Literacy and  
Inclusion

4

Essential Services,  
Accessibility and  
Civic Engagement

5

Workforce and  
Economic  
Development

6

Tribal Collaboration

## OAWG STAFF

Scott Adams, Cole Przybyla, Laura Sasaki, Anh Nguyen  
Contractors + Graduate Student Assistants





SDEP PLAN REQUIREMENTS

## Covered Populations

The Digital Equity Act prioritizes investments for eight “Covered Populations”

**1**

**Individuals living in covered households**  
with an income at or below  
150% Federal Poverty Level

**2**

**Aging individuals**  
(60+)

**3**

**Incarcerated individuals**  
other than individuals who  
are incarcerated in a Federal  
correctional facility

**4**

**Veterans**

**5**

**Individuals with disabilities**

**6**

**Individuals with language barriers**  
including individuals  
who Are English learners; and  
have low levels of literacy

**7**

**Members of a racial or ethnic minority group**

**8**

**Individuals who primarily reside in a rural area**

SDEP APPROACH

## Working Group Objectives

Outcome Area Working Groups will convene subject matter experts and practitioners together to develop strategies that align with SDEP priorities, through the lens of the digital equity barriers of the eight covered populations.

### **Working Group objectives:**

1. Develop a statewide stakeholder map for each outcome area
2. Conduct an asset inventory of programs, plans, and services for each outcome area
3. Promote and encourage participation in the statewide digital equity survey
4. Conduct gap analyses for each outcome area
5. Develop recommendations to CDT for inclusion in the SDEP



# What is Digital Equity?

# Why is it Important?

**Gladys Palpallatoc**

Federal Program Officer  
**National Telecommunications  
and Information Administration**

**Camille Crittenden**

Executive Director  
CITRIS and the Banatao  
Institute

**Amanda Bergson-Shilcock**

Senior Fellow  
**National Skills Coalition**

What is Digital Equity? Why is it important?

## Definition

**From the National Telecommunications and Information Administration (NTIA):**

**Digital Equity:** The condition in which individuals and communities have the information technology capacity that is needed for full participation in the society and economy of the United States.



What is Digital Equity? Why is it important?

## Discussion



## Prompts:

1. What does digital equity mean to you?
2. Why is digital equity important for the specific communities you serve, including covered populations?



# Closing the Digital Skills Divide

**Amanda Bergson-Shilcock**

Senior Fellow

National Skills Coalition

National Skills Coalition

# Closing the Digital Skill Divide

## Today's Conversation

1. Recent research on employers' demand for digital skills has powerful implications for educators
2. These findings can help educators ensure California's State Digital Equity Plan reflects the latest information about digital skill needs in the Golden State
3. Additional detail in our full report, [\*Closing the Digital Skill Divide\*](#)



The **digital divide** isn't just about broadband or hardware – it's also about **skills**.



National Skills Coalition

# Closing the Digital Skill Divide

## We analyzed 43 million job ads from 2021

1. The average ad sought **8 skills**
2. Data was initially collected and standardized by Lightcast
3. Further analysis was carried out by NSC in collaboration with the Federal Reserve Bank of Atlanta

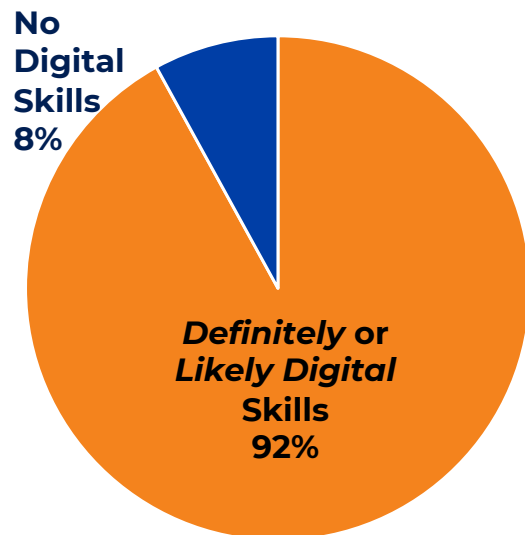


*The opinions expressed in this report reflect those of the authors and do not necessarily reflect those of the Federal Reserve System or the Federal Reserve Bank of Atlanta.*

National Skills Coalition

## Closing the Digital Skill Divide

Virtually all of today's jobs require digital skills

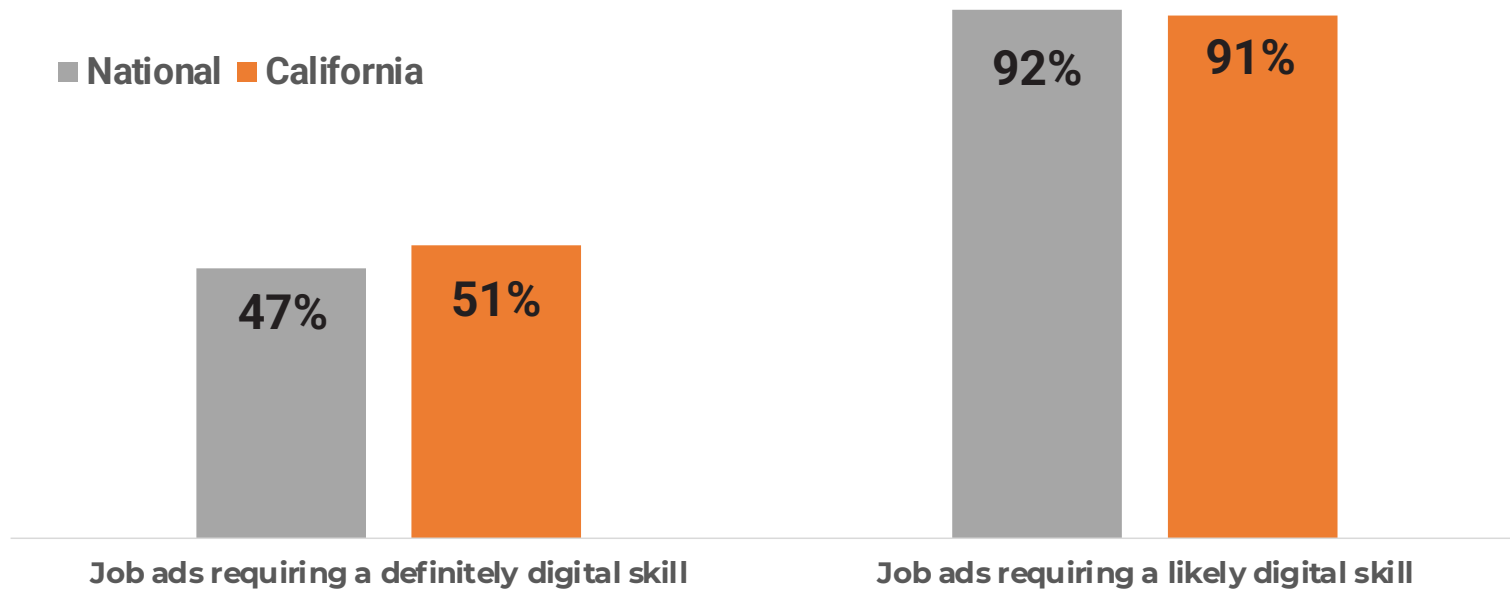


- **Definitely** digital: Microsoft Excel; Python language
- **Likely** digital: Bookkeeping; survey design
- **Not** digital: Ironing; changing diapers

National Skills Coalition

## Closing the Digital Skill Divide

California employers are more likely than average to require definitely digital skills





Adult schools, Career Technical Education programs, and colleges play vital roles in helping workers build digital skills.

**Sound mixer using audio editing software to create content**



Medical office staff supporting telehealth patients





Firefighters using record management software to analyze and optimize firefighter response times



Agricultural workers using in-cab technology (e.g., AutoTrac) for efficient tractor operation





**Utility pole workers using maintenance management software to keep track of inspections performed**

National Skills Coalition

# Closing the Digital Skill Divide

## Jobs that require very little work experience still need digital skills

Amount of work experience required	Percentage of job ads requiring <u>likely</u> digital skill	Percentage of job ads requiring <u>definitely</u> digital skill
0-2 years	95%	49%
3-5 years	98%	71%
6-8 years	99%	81%
9+ years	98%	75%

National data. For details, see full report: *Closing the Digital Skill Divide* (National Skills Coalition, 2023.)

Closing the Digital Skill Divide

# Closing the Digital Skill Divide

**Education at every level needs to include digital skills, because jobs at every level require them**

Educational credential required	Percentage of job ads requiring <u>likely</u> digital skill	Percentage of job ads requiring <u>definitely</u> digital skill
High school diploma	94%	46%
Associate's degree	97%	47%
Bachelor's degree	99%	74%
Master's degree	97%	46%
Ph.D.	97%	39%

National data. For details, see full report: *Closing the Digital Skill Divide* (National Skills Coalition, 2023.)

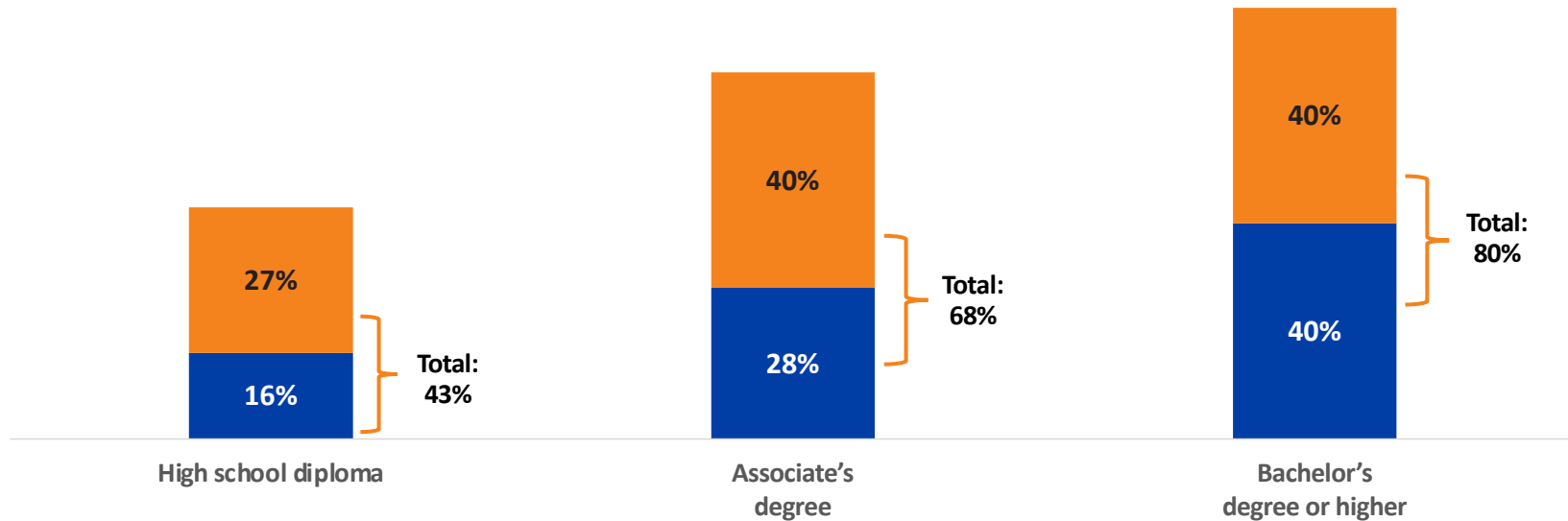
**Educators should be wary of assumptions about younger people's digital skills and interests.**



# Closing the Digital Skill Divide

## Californians need both foundational and industry-specific skills

■ Job ads requiring industry-specific digital skills only   ■ Job ads requiring both foundational and industry-specific skills

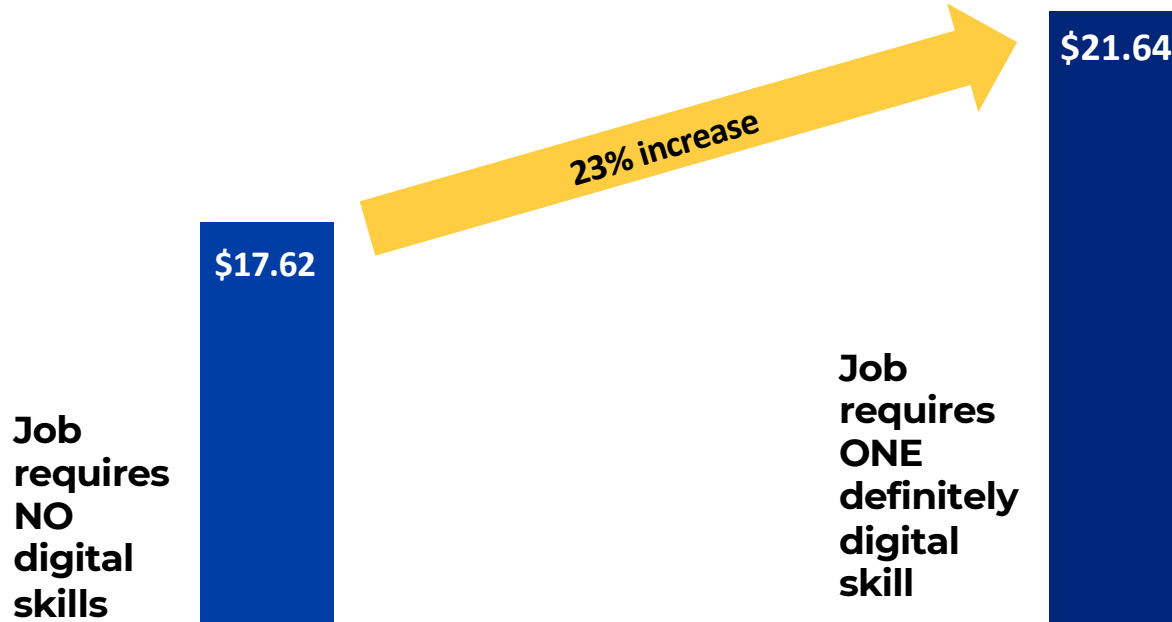


Note: **Foundational** definitely digital skills require relatively little training and are used across a wide range of industries and occupations (e.g., Microsoft PowerPoint). **Industry-specific** skills generally require more specialized or sophisticated expertise, (e.g., electronic health records).

National Skills Coalition

# Closing the Digital Skill Divide

## Jobs that require digital skills pay more



*Note: Numbers shown are median hourly wages. People who qualify for jobs that require even one digital skill can earn an average of 23 percent more than those working in jobs requiring no digital skills — an increase of \$8,000 per year for an individual full-time worker. Data shown are national data. For details, see full report: **Closing the Digital Skill Divide** (National Skills Coalition, 2023.)*

National Skills Coalition

## Closing the Digital Skill Divide

### Higher pay leads to greater economic vitality for states

- Workers who earn higher wages by moving to a job that requires one digital skill will typically **contribute more** in federal and state tax revenue
- Depending on the household size and composition, this amount could range from **\$1,949** to **\$3,898** per year.

*Note: Example calculated via [taxsim.app](https://taxsim.app): an interactive US Individual Income Tax simulator, using California as the reference state.*



California businesses want workers with a strong base of foundational digital skills....



National Skills Coalition

## Closing the Digital Skill Divide

...as well as industry-specific skills:

- **Healthcare:** Electronic health records; dental practice management software
- **Manufacturing:** Enterprise Resource Planning (ERP) software; robotics
- **Transportation and warehousing:** Global positioning system (GPS) software

*California-specific data from unpublished NSC analysis conducted as part of Closing the Digital Skill Divide report.*

California educators can use these findings to ensure that federal investments pay off for workers and learners.





1. Use Digital Equity Act and BEAD funding to increase access to digital skills training.



2. Make sure DE plan takes full advantage of federal parameters allowing for basic, applied and advanced digital skills training.



3. Invest in industry sector partnerships that bring employers together with education and training providers to create upskilling programs.



4. Combine Census data with these findings to identify gaps in digital skill-building opportunities for DE Act covered populations.



5. Invest in the supportive services that equip workers to succeed in upskilling programs.

National Skills Coalition

## Closing the Digital Skill Divide



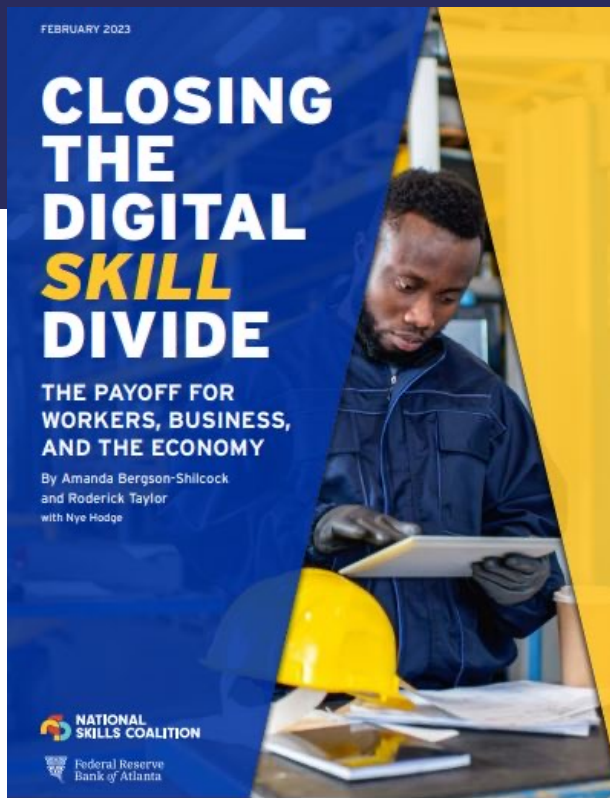
### About National Skills Coalition: Our vision

- Jobs that require skills training are the backbone of our economy.
- National Skills Coalition fights for a **national commitment to inclusive, high-quality skills training** so that more people have access to a better life, and more local businesses see sustained growth.



National Skills Coalition

# Closing the Digital Skill Divide



## Full report: Closing the Digital Skill Divide

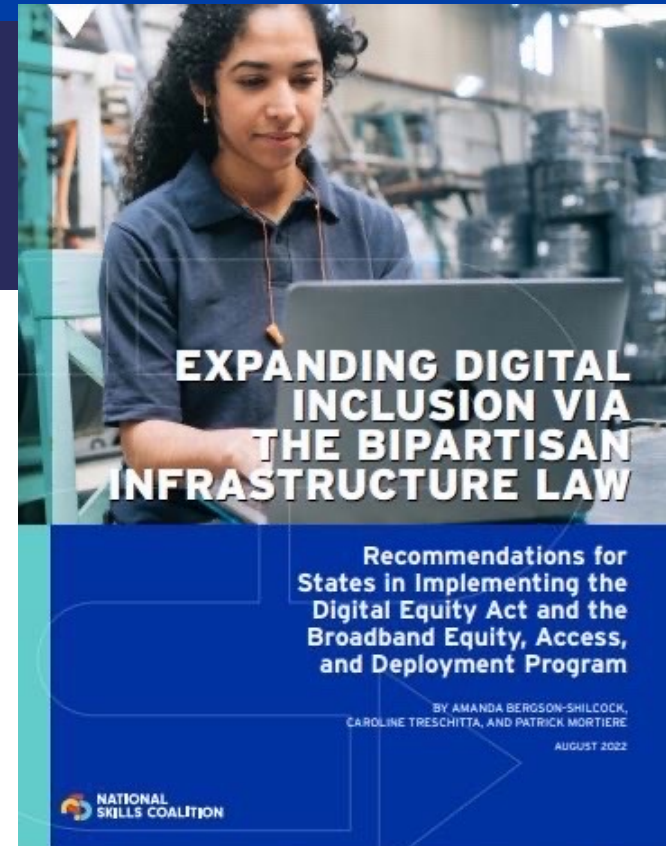
<https://tinyurl.com/DigitalSkillDivide>

National Skills Coalition

# Closing the Digital Skill Divide

## Knowledge to Action: Additional Recommendations

- NSC's experienced policy staff can help California leaders identify other specific administrative or legislative **policy possibilities**
- NSC's previously-published Digital Equity Act and BEAD **recommendations** (*see right*) may also be helpful



National Skills Coalition

## Closing the Digital Skill Divide



### Stay in Touch!

**Amanda Bergson-Shilcock**

**Senior Fellow**

**National Skills Coalition**

**215-285-2860 (mobile)**

**[amandabs@nationalskillscoalition.org](mailto:amandabs@nationalskillscoalition.org)**




# **Community and Lived Experiences Discussion**

## Prompts

**Please share what you can about what your community is facing in terms of achieving digital equity and its impacts on health, education, and economic stability.**

1. What are the barriers to digital equity your community members face? How do those barriers affect educational outcomes?
2. What are ways you, your organization, or your community succeeded in achieving digital equity? Please share effective strategies or examples.
3. Please share any reflections you might have about our discussion today, topics we have not mentioned, or digital equity in general.





# How to Take Action

NEEDS ASSESSMENT:

# Digital Equity Ecosystem Mapping (DEEM) Tool



BROADBAND  
FOR ALL

How to Take Action

# Digital Equity Ecosystem Mapping

## Take Action: Use the DEEM tool

The [Digital Equity Ecosystem Mapping tool](#) tracks **all Digital Equity** programs and resources throughout California and will inform how grant resources may be distributed. The mapping tool will help identify:

- What programs are being offered, where they're being offered and to whom, and what is missing in each region.
- Barriers to achieving digital equity in every California county.

**Timeline:** Launch Q1 2023





How to Take Action

# Digital Equity Ecosystem Mapping

## Who should participate in DEEM?

**All** entities, coalitions, practitioners, and funders with existing and planned programs and services that provide access to digital equity resources in communities throughout California.



NEEDS ASSESSMENT:

# Digital Equity Public Survey



BROADBAND  
FOR ALL

How to Take Action

## Digital Equity Public Survey

CDT will distribute a statewide **Digital Equity Public Survey** to residents of California as a civic engagement tool to identify barriers to digital equity, especially for Covered Populations.

The survey is intended to capture information about internet access, internet affordability, and internet adoption for residents in California households.

**Timeline: Launch Q1 2023**



How to Take Action

## Digital Equity Public Survey

### Scope

Two versions of the survey will be shared in **all 58 counties** and will oversample for the **eight covered populations:**

- [Online survey](#)
- Phone survey



How to Take Action

## Other Ways to Get Involved



Members of the public interested in helping inform the State Digital Equity Plan can also:

1. Sign up for updates on the Broadband For All Portal (<https://broadbandforall.cdt.ca.gov/state-digital-equity-plan/>)
2. Attend a local event near you
3. Complete and share the Digital Equity Public Survey with your friends and family and your networks



## Next Steps

Outcome Area Working Group

## Next Steps

### Next steps for Working Group will include:

1. Develop strategies that align with SDEP priorities
2. Conduct gap analysis
3. Conduct research, evaluate assets, and develop recommendations for CDT within their assigned Outcome Area for inclusion in the SDEP



Outcome Area Working Group

## Future Meeting Topics

### Upcoming OAWG Monthly Meetings Will Address:

- **March:** How does digital inequity create disparities in Education?
- **May:** What digital equity programs are currently working well in your community? What's missing?
- **June:** Using the Public Survey and DEEM data to shape SDEP priorities.



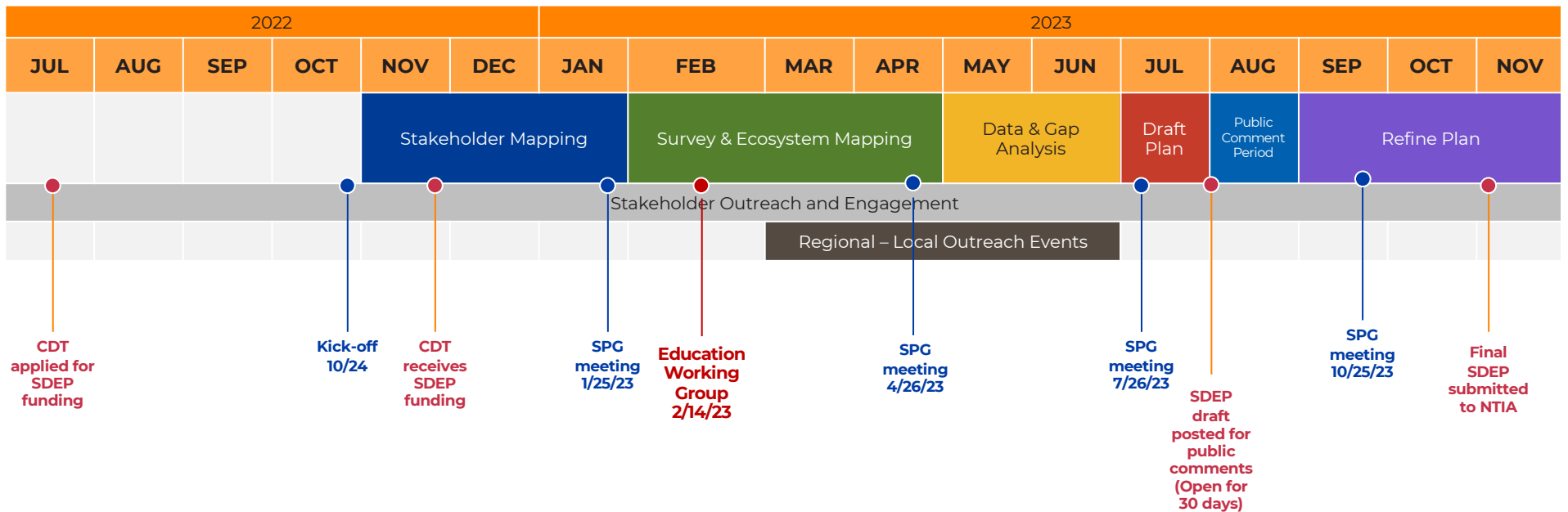


## Next Steps

# SDEP Timeline

## California State Digital Equity Planning (SDEP) Timeline

Important milestones for State Digital Equity Planning:





# Contact Us

**Digital Equity Planning General:** [digitalequity@state.ca.gov](mailto:digitalequity@state.ca.gov)

**California Department of Technology, Office of Broadband and Digital Literacy**

**Laura Sasaki, Broadband Initiatives Manager**

[laura.sasaki@state.ca.gov](mailto:laura.sasaki@state.ca.gov)

**Melanie Wolfe**

[melanie.wolfe@state.ca.gov](mailto:melanie.wolfe@state.ca.gov)

**Kamaljit Kaur**

[kamaljit.kaur@state.ca.gov](mailto:kamaljit.kaur@state.ca.gov)



**BROADBAND  
FOR ALL**

**BROADBAND  
FOR ALL**

# Thank You



**BROADBAND  
FOR ALL**